

The Academy at St. Mary

March 2016 TerraNova Results

Students in Grades 2 through 8 at The Academy at St. Mary take the *TerraNova, Third Edition* in March of each year. *TerraNova* is a standardized achievement test published by DRC/CTB and is widely used by public and non-public schools nationwide to measure academic achievement. The schools of the Archdiocese of Newark administer the test annually to track student progress and to monitor the effectiveness of instructional programs. Individual and group achievement on the *TerraNova* test is reported in relation to a norming sample that is representative of the national population, thus enabling parents/guardians and educators to view academic achievement in relation to the student's national peer group.

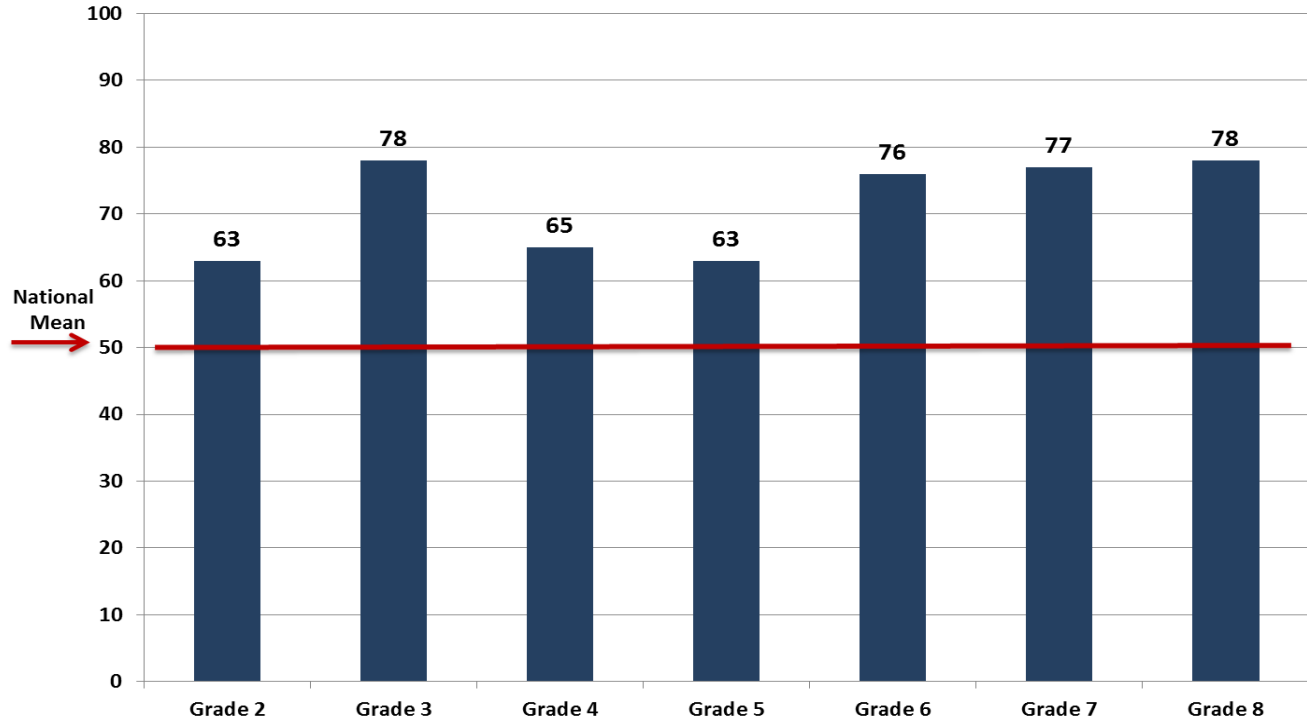
The 2016 national percentile of mean scores for each grade in each of the major subject sections of the *TerraNova, Third Edition* are presented in the following graphs. The national percentile ranking of the mean scores obtained by students in The Academy at St. Mary are shown in relation to the national mean score of 50, indicated by the line running across each graph. Nationally, fifty percent of student *TerraNova* scores for each subject in each grade fall above the 50th percentile. Twenty-five percent of student scores nationwide fall within the above average range of 76-99 on the percentile scale.

All The Academy at St. Mary mean scores are above the national mean of 50. The majority of mean scores for The Academy at St. Mary are at least 15 points above the national mean. For example, the mean or average *TerraNova* Language score for The Academy at St. Mary's seventh grade students in March 2016 corresponds to the 82nd national percentile, indicating that the average *TerraNova* Language score for this group of students is better than 82% of students in the national norm group.

The *TerraNova* results for The Academy at St. Mary indicate that our students demonstrate high levels of academic achievement on this nationally normed assessment.

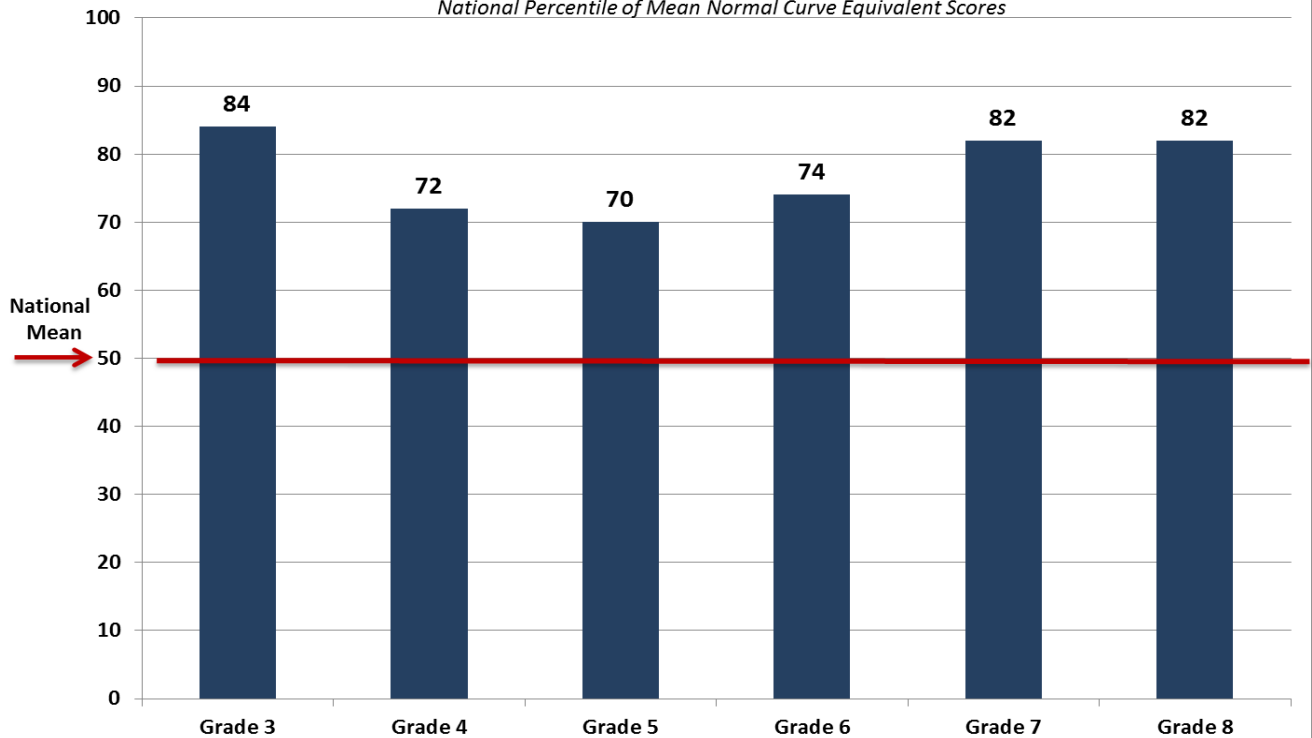
**The Academy at St. Mary
2016 TerraNova Reading**

National Percentile of Mean Normal Curve Equivalent Scores

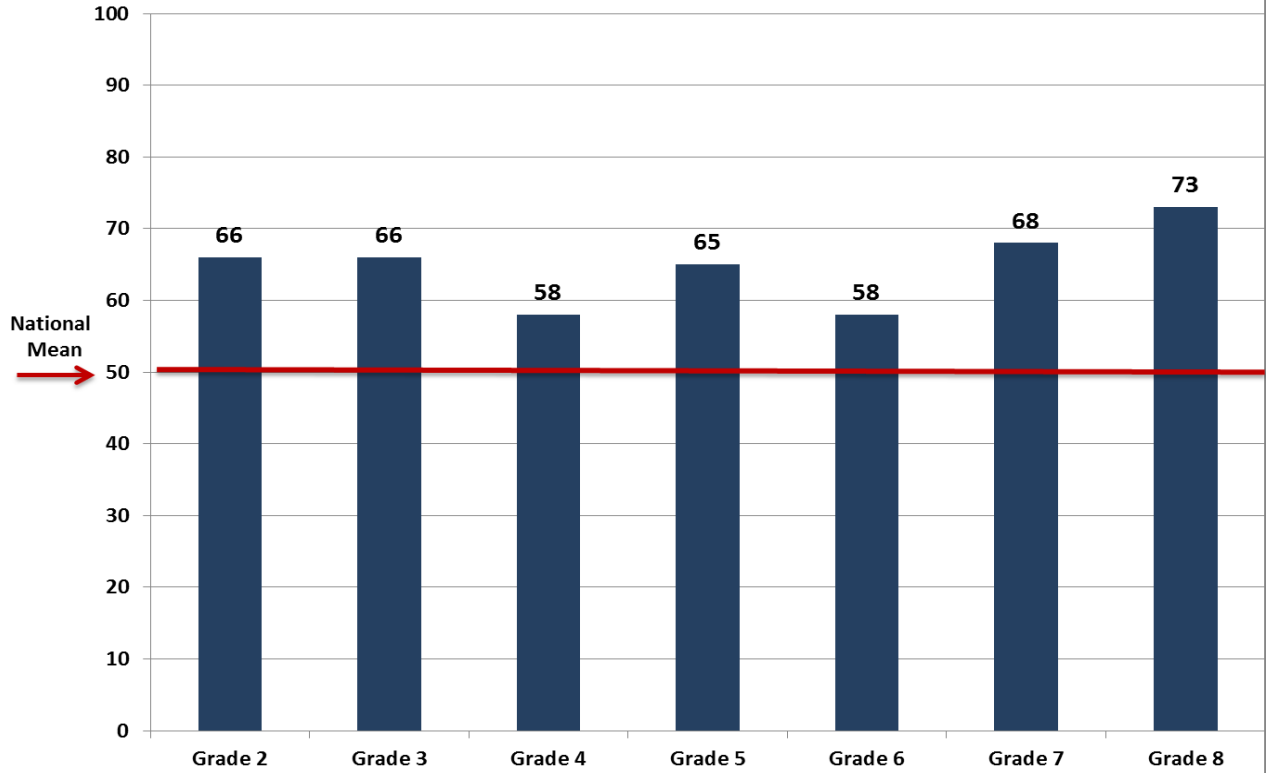


**The Academy at St. Mary
2016 TerraNova Language**

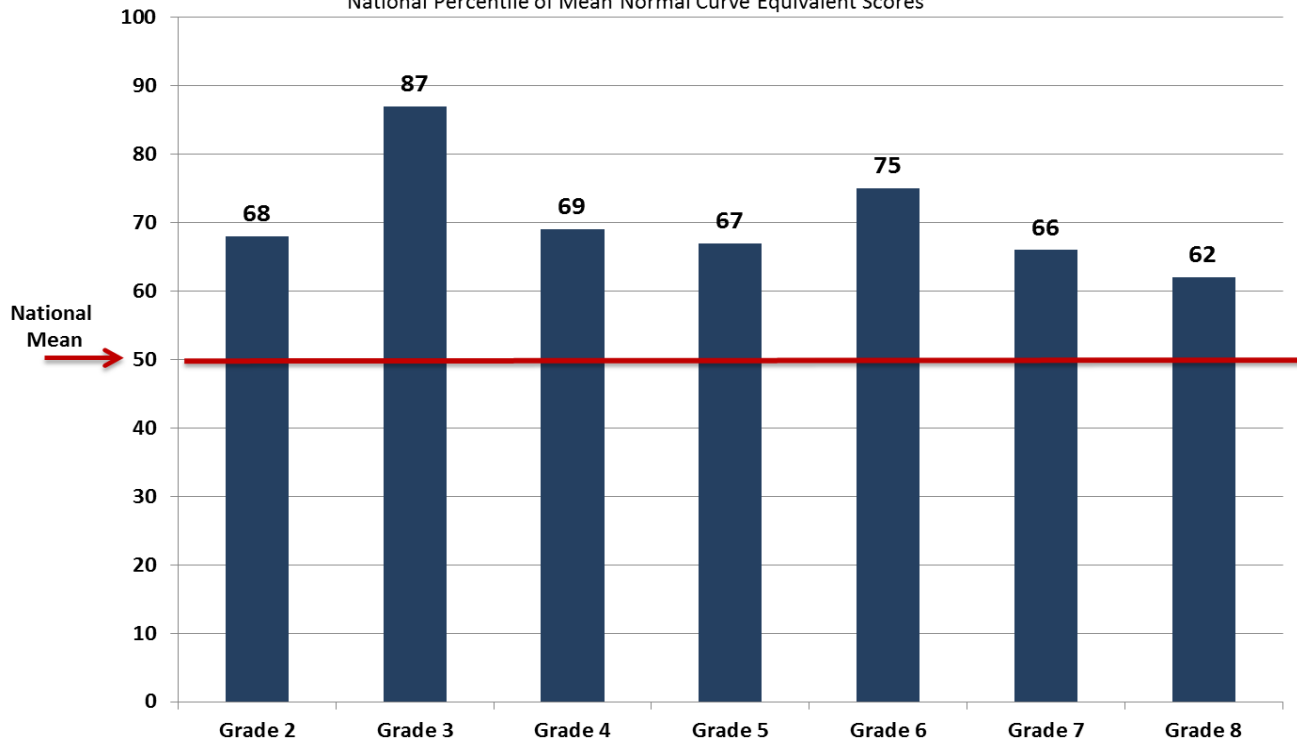
National Percentile of Mean Normal Curve Equivalent Scores

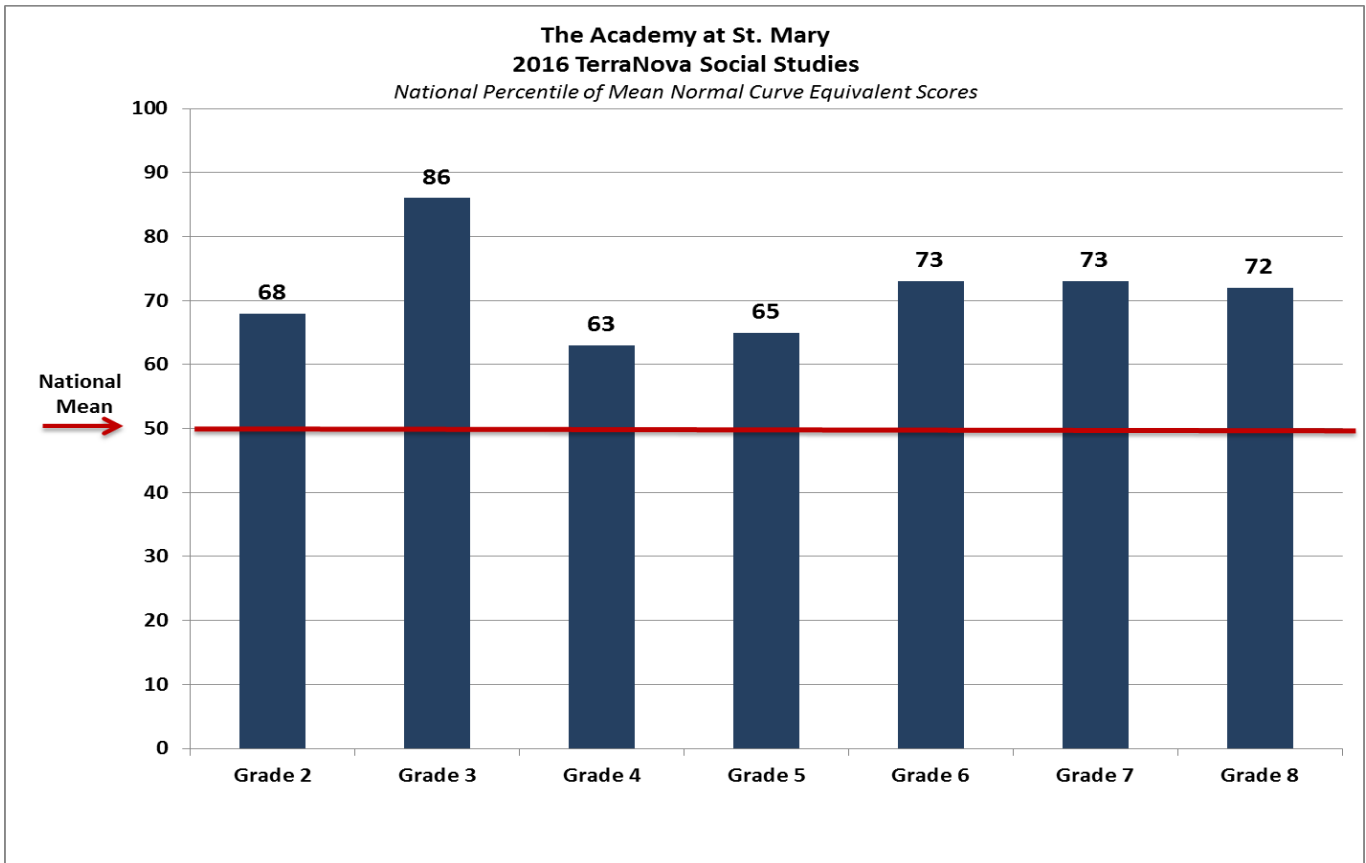


The Academy at St. Mary
2016 TerraNova Mathematics
National Percentile of Mean Normal Curve Equivalent Scores



The Academy at St. Mary
2016 TerraNova Science
National Percentile of Mean Normal Curve Equivalent Scores





The graph below shows the percent of The Academy at St. Mary student scores falling within each achievement range on the national percentile scale. As a point of comparison, the first bar shows the percent of scores for the national norm group that typically fall within each achievement range. For each subject of the TerraNova assessment the percent of our students attaining scores within the above average achievement range (76th-99th percentiles) exceeds the percent of scores for the national norm group falling within that range.

